


eWalk Software Password Changes

Users must change the password on the McRel site and then on the iPod touch.

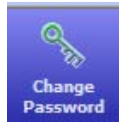
McRel Website – Change this password first

1. Login to the McRel website: <https://mxweb.media-x.com/home/mcrel/>

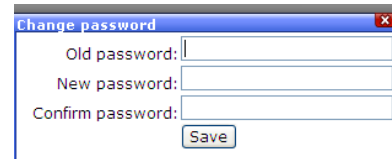
2. Click>Profile



3. Click>Change Password



4. Type in your current password and then a new password. Confirm the new password by typing it a second time.



Change password

Old password:

New password:

Confirm password:

5. Click Logout



iPod Touch – Change this password after completing the steps above

1. Touch > Settings



2. Scroll to mxMobile



3. Touch mxMobile

4. Touch the Password area and the keyboard will appear. Delete the password and reenter the new password which you changed on the McRel website.

5. Touch Settings

6. Push the Home button

7. The password is now set

